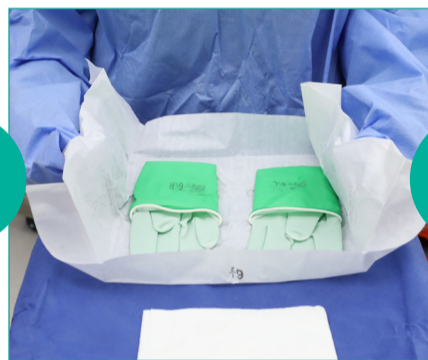
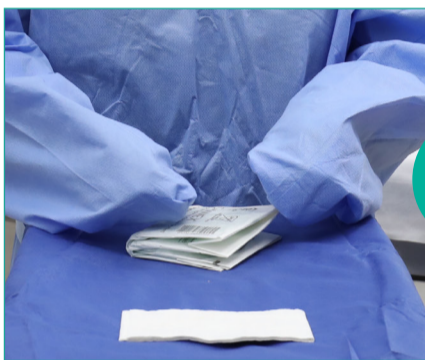


CLOSED SELF-DONNING STERILE TECHNIQUE WITH ANSELL'S GAMMEX[®] PI Plus Glove-in-Glove[™] SYSTEM

Ansell's unique GAMMEX[®] PI Plus Glove-in-Glove[™] System offers pre-donned outer and inner glove double gloving protection in one easy package. The 2-color glove system is important for early breach identification.

CLOSED SELF-DONNING STERILE TECHNIQUE

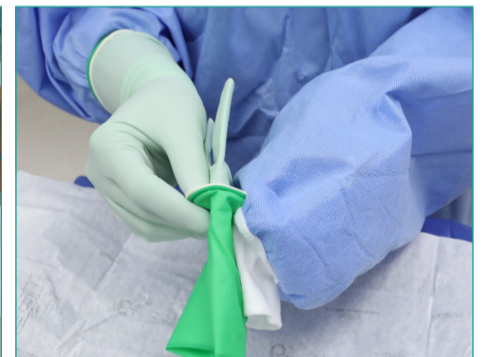


- 1** Perform surgical hand antisepsis and don sterile gown. Follow the recommended closed gloving method:
- Keep hands covered by the gown sleeves.
 - Unfold the packet and open the inner wrap by grasping the inner folds.

- 2** Glove fingers will be pointing away and **'R'** for right glove and **'L'** for left glove on gloves cuffs will be visible.

- 3** With hands still in gown, using opposite hand, **remove the first set of gloves by grasping the folded cuff edge.**

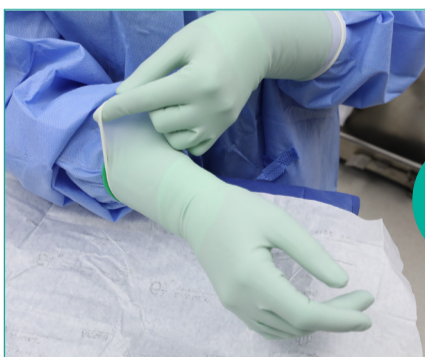
- 4** **Hold hand-oriented palm-up and place glove writing-side down.** Using your thumb, grasp the underside of the glove cuff, and with your opposite hand, grab the top edge of the glove cuff.



- 5** **Pull and stretch it over** the opening of the gown so that it is covering the cuff entirely.

- 6** **Slide and move fingers into gloves by gently pulling up the glove cuff and gown sleeve together.**

- 7** **Repeat the procedure with the gloved hand, for the second set of gloves.** Pull and stretch gloves completely over the cuff. Slide and move your fingers into the gloves.



- 8** With the Glove-in-Glove system donned, **you can attend to finer adjustments without risk of contamination.**

- 9** **Inspect the gloves** for perforations or tears.



**DOUBLE GLOVED
IN ONE DON!**